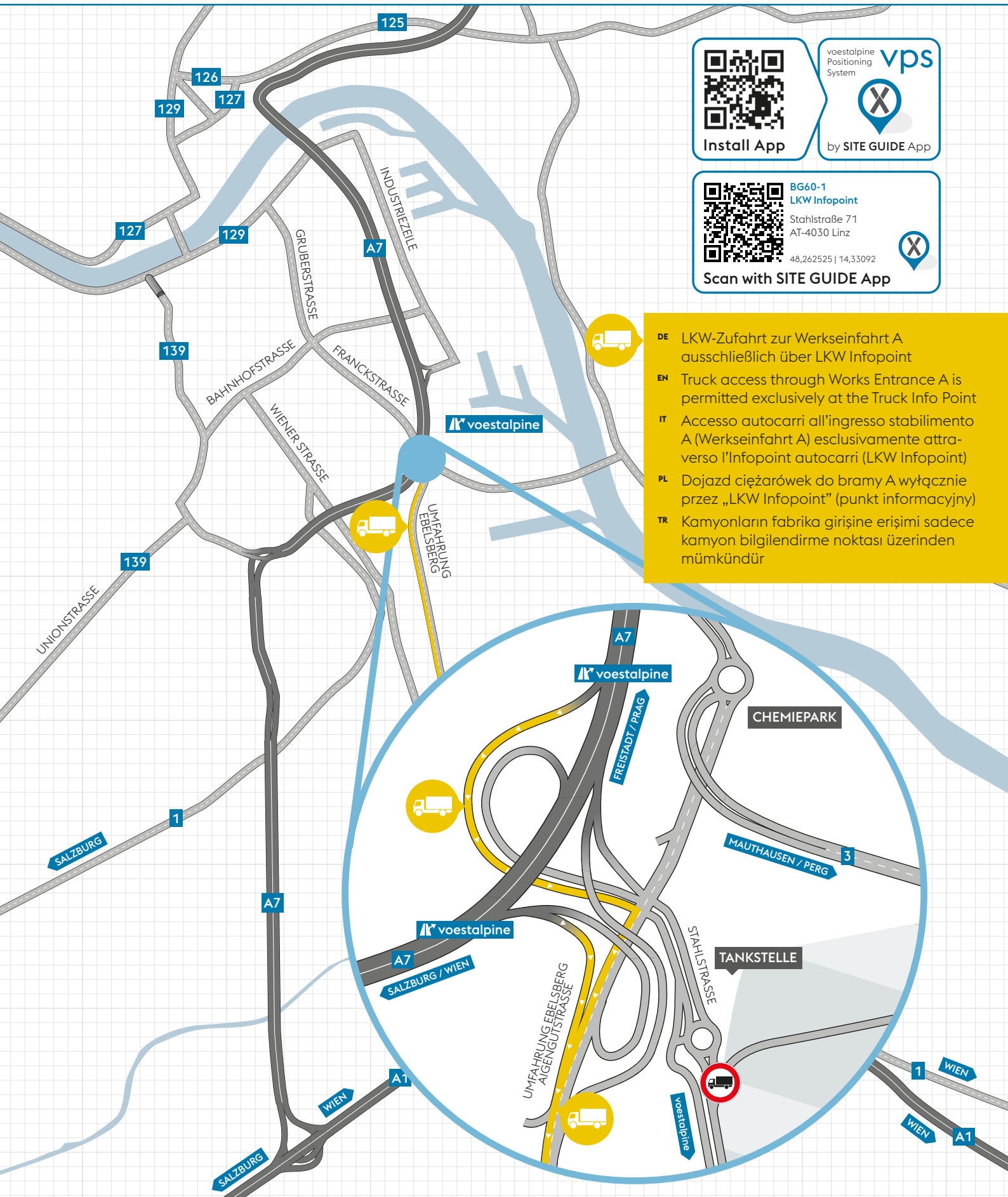
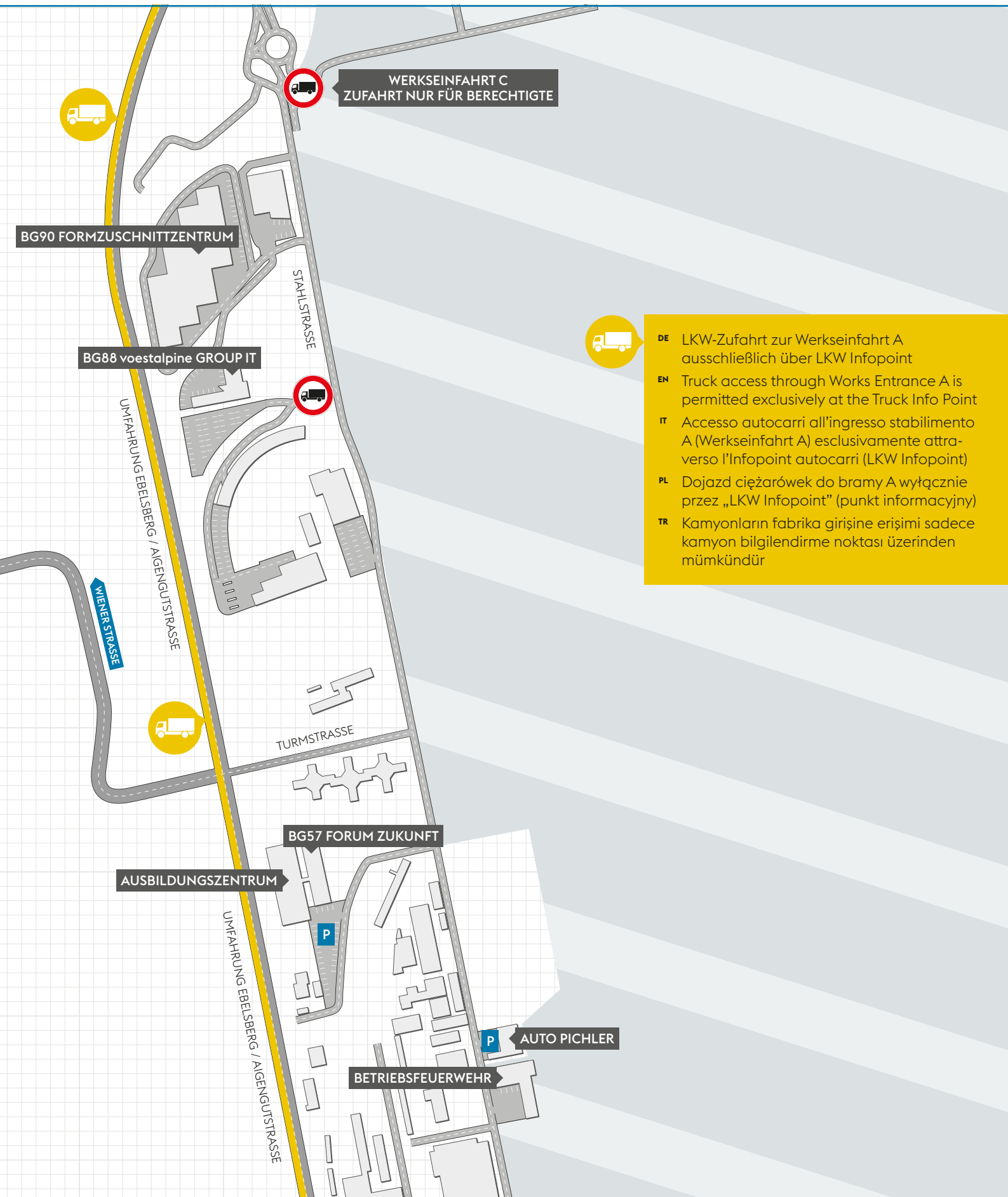


ANFAHRTSPLAN STANDORT LINZ LKW



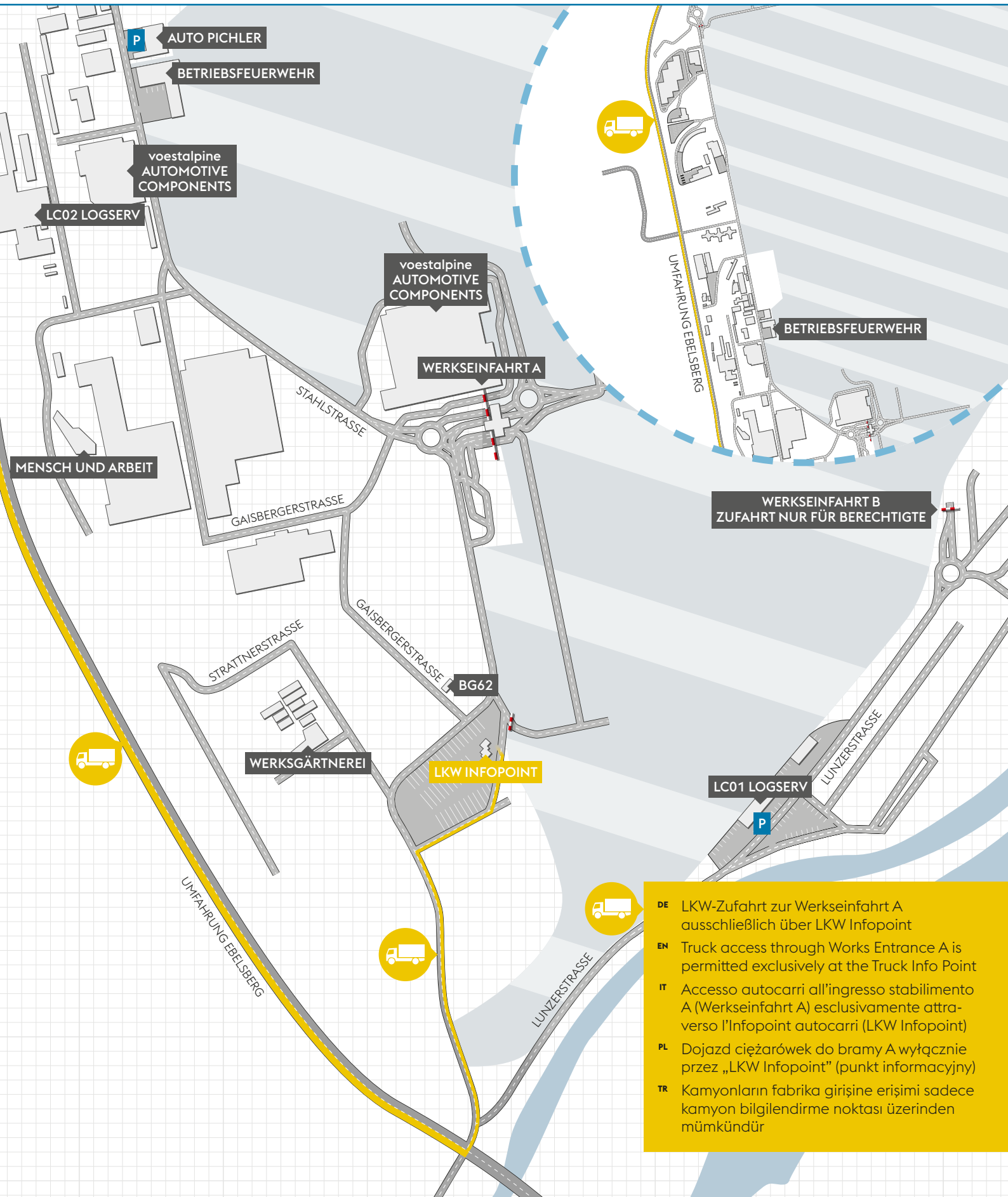
- DE LKW-Zufahrt zur Werkseinfahrt A ausschließlich über LKW Infopoint
- EN Truck access through Works Entrance A is permitted exclusively at the Truck Info Point
- IT Accesso autocarri all'ingresso stabilimento A (Werkseinfahrt A) esclusivamente attraverso l'Infopoint autocarri (LKW Infopoint)
- PL Dojazd ciężarówek do bramy A wyłącznie przez „LKW Infopoint” (punkt informacyjny)
- TR Kamyonların fabrika girişine erişimi sadece kamyon bilgilendirme noktası üzerinden mümkündür

STANDORTPLAN NORD LKW



- DE** LKW-Zufahrt zur Werkseinfahrt A ausschließlich über LKW Infopoint
- EN** Truck access through Works Entrance A is permitted exclusively at the Truck Info Point
- IT** Accesso autocarri all'ingresso stabilimento A (Werkseinfahrt A) esclusivamente attraverso l'Infopoint autocarri (LKW Infopoint)
- PL** Dojazd ciężarówek do bramy A wyłącznie przez „LKW Infopoint” (punkt informacyjny)
- TR** Kamyonların fabrika girişine erişimi sadece kamyon bilgilendirme noktası üzerinden mümkündür

STANDORTPLAN SÜD LKW



- DE LKW-Zufahrt zur Werkseinfahrt A ausschließlich über LKW Infopoint
- EN Truck access through Works Entrance A is permitted exclusively at the Truck Info Point
- IT Accesso autocarri all'ingresso stabilimento A (Werkseinfahrt A) esclusivamente attraverso l'Infopoint autocarri (LKW Infopoint)
- PL Dojazd ciężarówek do bramy A wyłącznie przez „LKW Infopoint” (punkt informacyjny)
- TR Kamyonların fabrika girişine erişimi sadece kamyon bilgilendirme noktası üzerinden mümkündür