

BUSINESS YEAR 2022/23

2nd QUARTER, 1st HALF

Investor Relations
NOVEMBER 2022

voestalpine GROUP

HIGHLIGHTS H1 BY 2022/23

- » H1 2022/23 was characterized by a number of unfavorable developments: war in Ukraine, high energy prices and high inflation, logistic issues, supply chain problems, COVID-19 infections, etc.
- » Nevertheless, solid demand for voestalpine products in this challenging environment
 - » Unchanged strong demand in energy sector, further upswing in aviation industry
 - » Overall positive sentiment in railway infrastructure & storage technology
 - » Automotive continued its previous development with curbed car production due to supply chain issues
 - » Demand from consumer goods, construction, and mechanical engineering industries started to soften after summer
- » Global footprint of voestalpine Group helped to balance developments
 - » Europe and North America: after strong start into BY 2022/23 slowdown due to soaring inflation and distinctive interest rate hikes
 - » Brazil: continuation of high momentum based on stimulus packages ahead of presidential elections
 - » China: zero-COVID-policy and comprehensive lockdowns slowed economic growth trend

DEVELOPMENT OF DIVISIONS H1 BY 2022/23

STEEL DIVISION

BUSINESS DEVELOPMENT H1 BY 2022/23

€m	Q1 22/23	Q2 22/23	H1 22/23	H1 21/22	Delta in %
Revenue	1,826	1,611	3,438	2,468	+39.3
EBITDA	527	270	796	488	+63.1
EBITDA-%	28.8%	16.7%	23.2%	19.8%	
EBIT	462	204	666	357	+86.8
EBIT-%	25.3%	12.7%	19.4%	14.5%	

STEEL DIVISION

BUSINESS DEVELOPMENT H1 BY 2022/23

- » Highly volatile business environment in European steel sector as consequence of the war in Ukraine
- » Only limited impact of weakening steel spot prices so far due to contract business
- » Strongly fluctuating energy & raw material prices on spot markets
- » Capacity curtailments in European steel sector in light of shrinking demand and high import figures
- » After solid demand development at start of BY 2022/23, weakening trends in consumer goods, construction, and mechanical engineering industries became visible at end of 1H
- » Unchanged supply chain issues in automotive industry, but overall trend stable
- » Heavy Plate business with strong order intake due to high demand from energy industry
- » Outlook H2 2022/23
 - » No meaningful recovery in automotive after summer visible, also cautious view on consumer goods, mechanical engineering and building industries, on-going positive trend in energy sector
 - » Margin contraction in face of challenging conditions

HIGH PERFORMANCE METALS DIVISION

BUSINESS DEVELOPMENT H1 BY 2022/23

€m	Q1 22/23	Q2 22/23	H1 22/23	H1 21/22	Delta in %
Revenue	959	921	1,880	1,426	+31.9
EBITDA	146	101	247	192	+28.8
EBITDA-%	15.2%	10.9%	13.1%	13.4%	
EBIT	108	-111	-4	112	
EBIT-%	11.2%	-12.1%	-0.2%	7.9%	

HIGH PERFORMANCE METALS DIVISION

BUSINESS DEVELOPMENT H1 BY 2022/23

- » Largely solid development in tool steel
 - » E-mobility driving solid order intake in automotive
 - » Somewhat weaker trend in consumer goods industry in China due zero-COVID-policy
- » Recovery in special materials prolonged
 - » Upward trend in aerospace business extended
 - » Strong demand from oil & gas sector due to high energy prices
- » Energy cost increase broadly passed on in Europe, however limited capability in oversea markets
- » Outlook H2 2022/23
 - » Ramp-up of new special steel plant in Kapfenberg
 - » Slightly lower volumes in tool steel for automotive and consumer goods industries expected
 - » Positive trends in aerospace and oil & gas sectors expected to proceed

METAL ENGINEERING DIVISION

BUSINESS DEVELOPMENT H1 BY 2022/23

€m	Q1 22/23	Q2 22/23	H1 22/23	H1 21/22	Delta in %
Revenue	1,042	1,076	2,118	1,615	+31.2
EBITDA	121	121	242	200	+21.1
EBITDA-%	11.6%	11.2%	11.4%	12.4%	
EBIT	77	77	154	111	+38.2
EBIT-%	7.4%	7.1%	7.2%	6.9%	

METAL ENGINEERING DIVISION

BUSINESS DEVELOPMENT H1 BY 2022/23

- » Railway Systems business with solid development
 - » Rail deliveries in European core markets on good level
 - » Good demand for turnout systems globally
- » Continuation of upward trend in Industrial Systems business
 - » Tubulars: strong demand from OCTG sector
 - » Wire Technology: somewhat easing dynamics in course of H1 after strong start into BY 2022/23
 - » Welding: largely favorable market conditions in Europe & South America; China and USA somewhat behind expectations
- » Outlook H2 2022/23
 - » High order backlog in Railway Systems, seasonally weaker performance in H2 2022/23
 - » Decreasing order intake in Wire business due to on-going supply chain issues in automotive industry
 - » Demand in OCTG business (Tubulars) expected to continue on high level
 - » Weakening sentiment in Welding in forthcoming months

METAL FORMING DIVISION

BUSINESS DEVELOPMENT H1 BY 2022/23

€m	Q1 22/23	Q2 22/23	H1 22/23	H1 21/22	Delta in %
Revenue	1,039	971	2,010	1,617	+24.3
EBITDA	114	85	199	191	+4.2
EBITDA-%	11.0%	8.8%	9.9%	11.8%	
EBIT	78	48	126	118	+6.9
EBIT-%	7.5%	5.0%	6.3%	7.3%	

METAL FORMING DIVISION

BUSINESS DEVELOPMENT H1 BY 2022/23

- » Mixed development in Automotive Components business
 - » Volatile call offs in Europe
 - » Somewhat better development in North America, solid performance in China despite lockdowns
- » Twofold situation in Tubes and Sections business
 - » Project deferrals in building industry at the end of H1 2022/23
 - » Weaker demand in construction machinery sectors due to supply chain issues
 - » Commercial vehicle sector and solar industry with unchanged strong demand
- » Continuation of excellent performance in Precision Strip and Warehouse & Rack Solutions business
- » Outlook H2 2022/23
 - » Broadly unchanged development in automotive industry
 - » Tubes & Sections: downswing in basic customer segments and volatility of call-offs expected to increase
 - » Positive forecast in Precision Strip, high order backlog bolstering development in Ware & Rack Solutions

FINANCIAL OVERVIEW

H1 BY 2022/23

voestalpine GROUP

FINANCIAL OVERVIEW

	H1 BY 2021/22** 2021/04/01-2021/09/30	H1 BY 2022/23 2022/04/01-2022/09/30	Delta %
Revenue	6,806	9,295	+36.6
EBITDA	1,018	1,446	+42.0
EBITDA margin	15.0%	15.6%	
EBIT	638	898	+40.7
EBIT margin	9.4%	9.7%	
Profit before tax	599	846	+41.2
Profit after tax from continuing operations	474	627	+32.3
Profit after tax from discontinued operations	12	88	+647.5
Profit after tax*	486	715	+47.2
EPS – earnings per share (euros)	2.65	3.80	+43.4

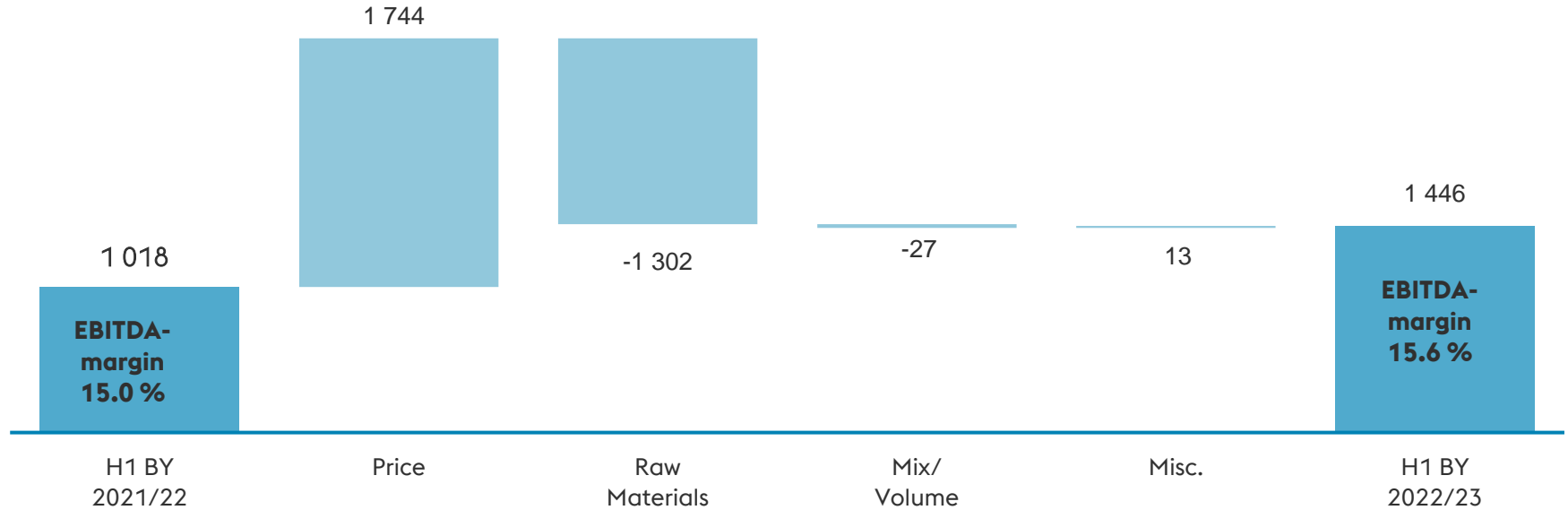
In millions of euros

* Before deduction of non-controlling interests.

** H1 BY 2021/22 partially adjusted retrospectively.

voestalpine GROUP

YoY DEVELOPMENT EBITDA H1 BY 2022/23



In millions of euros

voestalpine GROUP

DEVELOPMENT CASH FLOW

H1 BY 2021/22
2021/04/01-2021/09/30

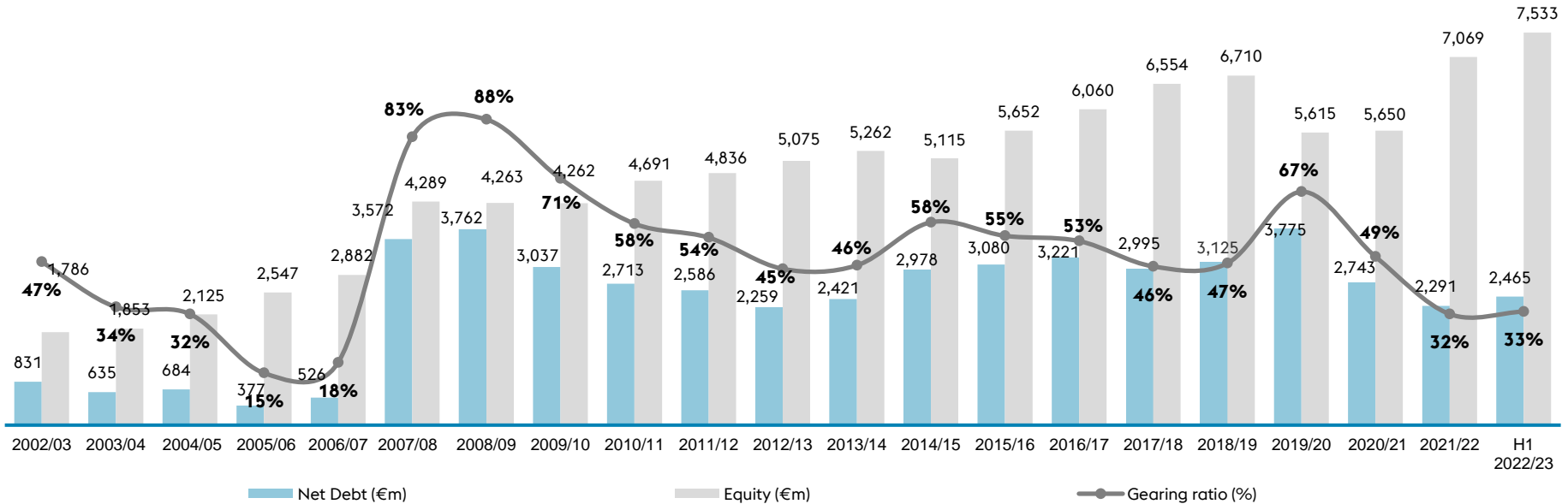
H1 BY 2022/23
2022/04/01-2022/09/30

Cash flow from results	895	1,180
Changes in working capital	-523	-1,499
Cash flow from operating activities	372	-319
Cash flow from investing activities	-253	430
Free cash flow	119	111

In millions of euros

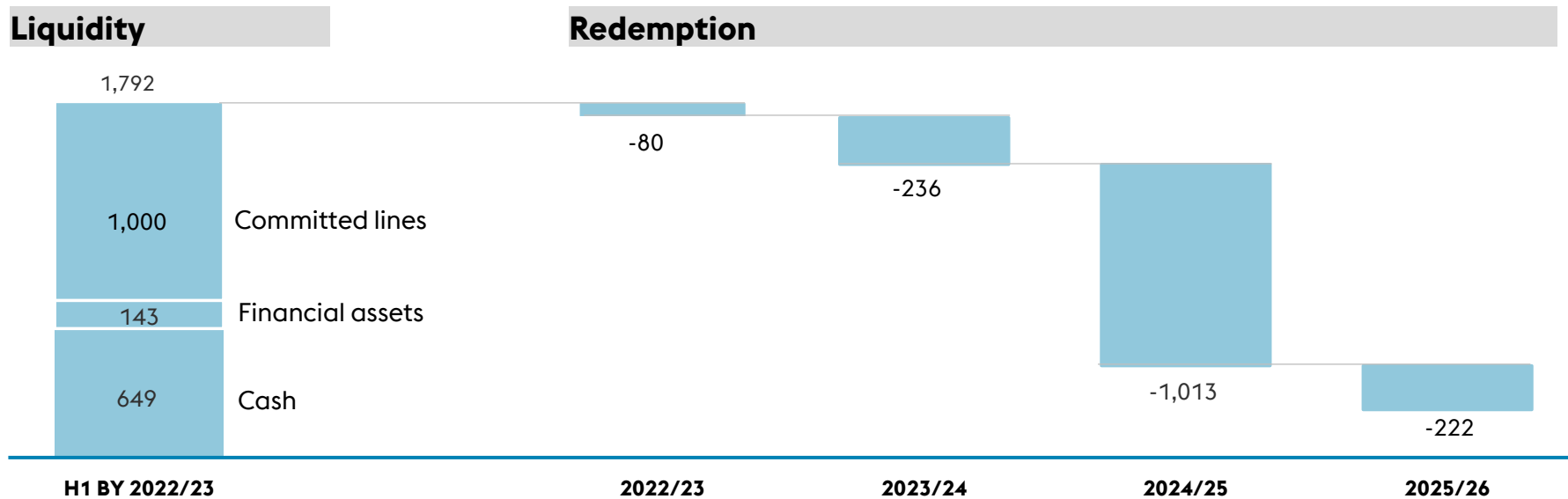
voestalpine GROUP

DEVELOPEMENT GEARING RATIO



voestalpine GROUP

LIQUIDITY AND REDEMPTION SCHEDULE



In millions of euros

voestalpine GROUP

OUTLOOK BY 2022/23

- » Leading indicators point to an economic downturn for the remainder of BY 2022/23
 - » Biggest challenges for economy most likely in Europe, downturn in North America expected to remain manageable
 - » Only minor decline in Brazil and continuation of curbed growth trend in China expected
- » voestalpine's specific positioning mitigates the effects of the downturn
 - » Aerospace and energy sectors expected to extend upward trends
 - » Continued solid demand in railway infrastructure, but no improvement in automotive industry expected
 - » Declining demand at consumer goods as well as construction and mechanical engineering industries expected
- » Based on excellent earnings development in H1 and taking weakening economic trends in H2 into account, EBITDA-forecast for entire BY 2022/23 of between 2.3 – 2.4 billion EUR
 - » The figure includes one-off effects from a potential land sale of 120 million EUR

INVESTOR RELATIONS

Peter Fleischer

T. +43/50304/15-9949

peter.fleischer@voestalpine.com

Gerald Resch

T. +43/50304/15-3152

gerald.resch@voestalpine.com